

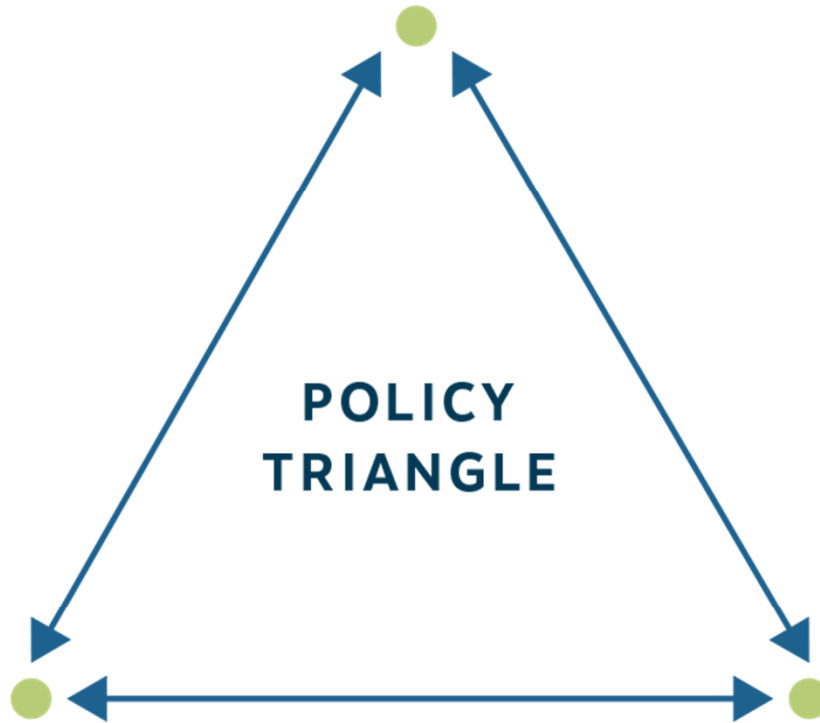
VERMONT ECONOMIC CONFERENCE

JANUARY 5, 2018



ECONOMIC DEVELOPMENT

Vision = Opportunity



SOCIAL JUSTICE


Vision = Fairness

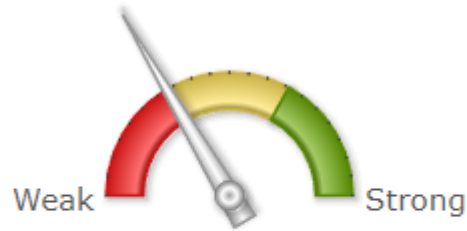
**ENVIRONMENTAL
MOVEMENT**

Vision = Protection



+ Collaboration Success





Economic Activity

Gross State Product:

Moved from 33rd in the nation to 35th




Innovation & Entrepreneurs

Mid Sized Businesses (20-499 employees)

In 2014: 1,826 businesses

In 2013: 1,822 businesses



Workforce & Talent

Median Household Income

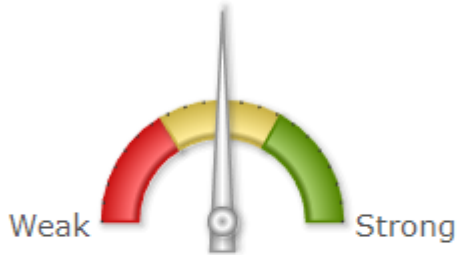
2017:	\$59,494	24 th
2018:	\$60,037	19 th



Quality of Place

**Rental Housing Costs:
42% of income**






Infrastructure & Investment

Broadband Access

Last year: 73%

This year: 81%



Vermont Demographics

Population

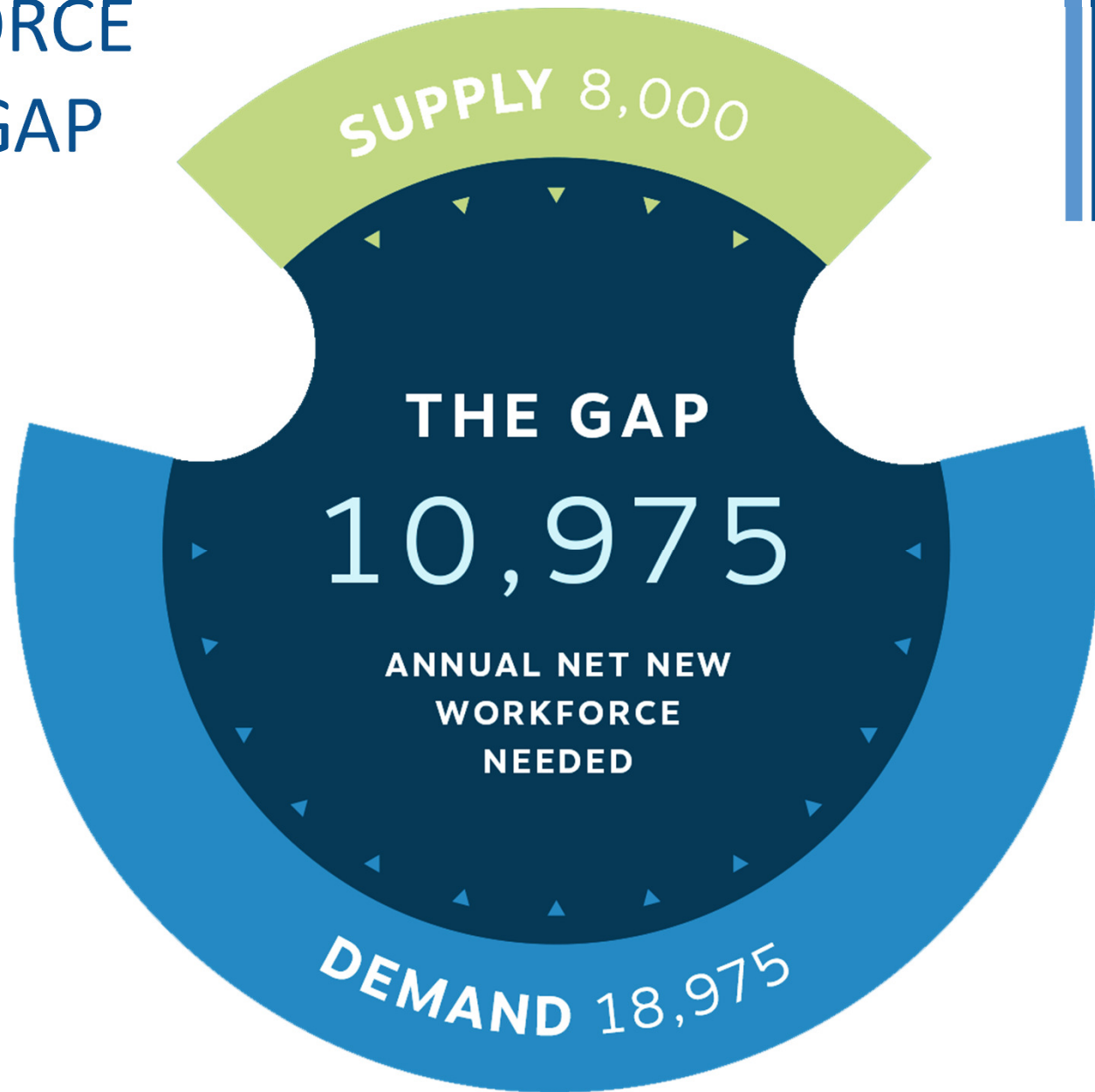
2015: 626,042

2016: 624,594

2017: slight increase expected




+ WORKFORCE
SUPPLY GAP



+ Next Steps for 2018



- Create Action Plan for growth targets
- Add data to the Economic Dashboard
- Build a constituency for economic growth through public forums
- Improve Vermont's future



www.VTFuturesProject.org